



Ministry of Skill Development and Entrepreneurship





## Monitor of Schemes for Boys and Girls in Odisha



Posted On: 12 DEC 2022 3:35PM by PIB Delhi



Under Skill India Mission, Ministry of Skill Development and Entrepreneurship (MSDE) delivers skill training through a comprehensive network of skill development centres/institutes under various schemes viz. Pradhan Mantri Kaushal Vikas Yojana (PMKVY), Jan Sikhshan Sansthan (JSS), National Apprenticeship Promotion Scheme (NAPS) and Craftsman Training Scheme (CTS) through Industrial Training Institutes (ITIs) to youths across the country.

The progress of the following schemes is monitored through the respective online web portals as per details given below:

Sl.No.	Schemes	Online portal	Progress made (candidates benefitted) as on September 2022
1	PMKVY	<a href="http://www.skillindia.nsdcindia.org">www.skillindia.nsdcindia.org</a>	113.05 lakh (from Year 2017-18 to 2021-2022)
2	JSS	<a href="http://www.jss.gov.in">www.jss.gov.in</a>	14.04 lakh (from Year 2017-18 to 2021-2022)
3	NAPS	<a href="http://www.apprenticeshipindia.org">www.apprenticeshipindia.org</a>	12.47 lakh (from Year 2017-18 to 2021-2022)
4	CTS	<a href="https://www.ncvtmis.gov.in">https://www.ncvtmis.gov.in</a>	64.77 lakh (from Year 2018 to 2022)

Further, progress of the above schemes is also monitored through periodic third party evaluations, call validations and surprise visits.

The district-wise details of male and female beneficiaries under the schemes viz. PMKVY, JSS, NAPS and CTS in Odisha are given at **Annexure I**, **Annexure II**, **Annexure III** and **Annexure IV** respectively.

### Annexure I

**Annexure referred to in reply to LSUQ No. 860 to be answered on 12.12.2022 regarding 'MONITOR OF SCHEMES FOR BOYS AND GIRLS'**

PM



District-wise det








male and female



dates trained in C



District	Year 2017-18		Year 2018-19		Year 2019-20		Year 2020-21		Year 2021-22	
	Female	Male	Female	Male	Female	Male	Female	Male	Female	Male
 Anugul	580	633	1,822	2,574	2,609	5,337	386	573	80	44
 Balangir	778	1,050	1,005	1,680	1,874	2,381	697	870	493	277
 Baleshwar	902	2,140	1,583	3,672	4,504	7,247	960	1,422	400	586
 Bargarh	38	122	887	2,432	6,484	4,147	586	1,484	216	143
Bhadrak	742	566	664	434	1,236	3,242	313	1,091	133	341
Boudh	152	88	588	855	427	619	221	729	181	270
Cuttack	3,920	6,600	3,045	5,429	9,734	23,548	4,355	8,360	397	371
Deogarh	76	44	123	74	586	399	2,618	1,870	25	131
Dhenkanal	740	4,750	883	1,969	1,871	7,632	369	578	86	160
Gajapati	468	816	1,792	3,197	3,463	3,994	235	705	156	264
Ganjam	3,122	4,769	1,911	2,734	4,048	6,272	1,461	2,353	627	787
Jagatsinghapur	1,217	2,080	1,203	1,678	2,296	5,400	1,079	2,560	16	220
Jajapur	1,142	2,242	1,097	3,377	2,822	6,867	500	3,153	154	210
Jharsuguda	191	460	165	833	735	1,315	206	369	-	1
Kalahandi			655	2,016	1,672	3,772	2,287	2,220	209	237
Kandhamal	497	573	924	1,161	1,056	927	668	445	180	194
Kendrapara	224	800	695	2,825	1,807	3,961	513	957	177	111
Kendujhar	508	412	635	1,195	1,304	3,355	361	1,592	47	87
Khordha	3,232	6,715	5,328	5,196	12,157	22,832	1,737	3,809	183	340
Koraput	168	249	528	1,176	1,565	3,707	369	788	398	270
M  ri	-		371	433		536	1 	165	17	

	Mayurbhanj	725	1,400	1,326	765	3,620	4,475	519	1,079	145	126
	Nabarangpur			553	329	1,188	2,774	490	567	207	214
	Nayagarh	485	660	885	1,502	2,215	7,944	203	1,851	167	295
	Nuapada			64	328	920	1,033	134	370	271	233
	Puri	739	2,500	3,298	3,908	6,132	12,762	867	1,182	307	88
	Rayagada	673	1,067	692	983	1,580	3,128	650	522	293	207
	Sambalpur	476	261	264	533	637	2,081	571	775	86	33
	Sonepur	169	536	70	1,034	677	1,530	423	749	55	48
	Sundargarh	1,070	1,227	718	912	2,960	2,762	596	1,083	310	248
	<b>Grand Total</b>		42,760		55,234	83,063	155,979	24,548	44,271		6,628
		23,034		33,774						6,016	







## Annexure II

**Annexure referred to in reply to LSUQ No. 860 to be answered on 12.12.2022 regarding 'MONITOR OF SCHEMES FOR BOYS AND GIRLS'**

**JSS:** District-wise details of male and female candidates trained in Odisha:

District	2018-19		2019-20		2020-21		2021-22	
	Male	Female	Male	Female	Male	Female	Male	Female
ANUGUL	119	728	306	1493	389	1331	287	1512
BALANGIR	165	646	374	1432	153	1267	280	1517
BALESHWAR	63	613	252	1549	283	1416	189	1611
BARGARH	0	0	0	0	0	0	287	613
BHADRAK	262	418	897	901	1020	780	828	972
BOUDH	0	0	0	0	0	0	276	624
CUTTACK	19	749	238	1561	177	1283	301	1496



	DEOGARH	122	638	279	1520	179	1220	274	1525
	DHENKANAL	241	525	402	1398	344	1056	335	1464
	GAJAPATI	0	0	0	0	0	0	241	659
	GANJAM	0	0	0	0	0	0	174	726
	AGATSINGHAPUR	85	665	333	1481	269	1131	302	1498
	BAJAPUR	0	760	144	1656	93	1247	79	1721
	KALAHANDI	0	0	0	0	0	0	120	780
	KANDHAMAL	0	0	0	0	0	0	243	656
	KENDRAPARA	0	0	0	0	0	0	220	680
	KENDUJHAR	63	697	251	1609	207	1592	265	1517
	KHORDHA	0	742	144	1651	42	1758	21	1779
	KORAPUT	202	518	680	1103	385	1414	418	1381
	MALKANGIRI	0	0	0	0	0	0	129	770
	MAYURBHANJ	0	0	0	0	0	0	47	113
	NABARANGPUR	0	0	0	0	0	0	128	772
	NAYAGARH	0	0	0	0	0	0	237	663
	NUAPADA	91	589	152	1648	256	1539	302	1497
	PURI	26	763	208	1592	438	1362	276	1524
	RAYAGADA	0	0	0	0	0	0	276	622
	SAMBALPUR	21	181	616	1180	0	0	626	1172
	SONEPUR	49	752	198	1602	244	1555	315	1481
	SUNDARGARH	3	719	80	1721	61	1210	169	1621

<b>Grand Total</b>	<b>1531</b>	<b>10703</b>	<b>5554</b>	<b>25097</b>	<b>4540</b>	<b>21270</b>	<b>7645</b>	<b>32976</b>
--------------------	-------------	--------------	-------------	--------------	-------------	--------------	-------------	--------------



### Annexure III



Annexure referred to in reply to LSUQ No. 860 to be answered on 12.12.2022 regarding  
**'MONITOR OF SCHEMES FOR BOYS AND GIRLS'**









**APS:** District-wise details of male and female candidates trained in Odisha:



District	FY 18-19		FY 19-20		FY 20-21		FY 21-22	
	female	male	female	male	female	male	Female	male
Anugul			3	327	13	560	77	1190
Balangir			4	57	3	78	10	114
Baleshwar			6	23	47	121	19	105
Bargarh			2	31	12	27	8	11
Bhadrak				6		5	3	56
Boudh				10			1	
Cuttack	1	1	64	91	16	71	106	511
Deogarh	1	2		5		14		9
Dhenkanal				18	6	14	8	28
Gajapati			6	4	8	24	16	15
Ganjam	2	3	2	86	5	123	48	101
Jagatsinghapur			9	100	6	95	15	110
Jajapur			101	289	6	52	74	268
Jharsuguda			13	241	5	160	38	519
Kalahandi						7	7	38



 Kandhamal				8	3	35		4
 Kendrapara			1				19	15
 Kendujhar			2	33	10	59	22	139
 Khordha	7	49	40	266	261	361	424	1767
 Koraput			59	567	33	543	38	212
 Malkangiri				26		2	2	20
Mayurbhanj	1	2		6	3	70	3	11
Nabarangpur		1			19	76	25	182
Nayagarh						1		2
Nuapada		2	4	26	1	21		6
Puri		9	7	209	4	32	12	154
Rayagada			14	96	13	56	5	83
Sambalpur		10	11	108	21	142	73	303
Sonepur								
Sundargarh	15	65	54	356	31	339	140	804
<b>Grand Total</b>	<b>27</b>	<b>144</b>	<b>402</b>	<b>2989</b>	<b>526</b>	<b>3088</b>	<b>1193</b>	<b>6777</b>







#### Annexure IV







Annexure referred to in reply to LSUQ No. 860 to be answered on 12.12.2022 regarding 'MONITOR OF SCHEMES FOR BOYS AND GIRLS'

CTS: District-wise details of male and female candidates trained in Odisha:

District	2017		2018		2019		2020		2021	
	Men	Women	Men	Women	Men	Women	Men	Women	Men	Women



	ANUGUL	2614	216	2526	173	2379	94	2842	151	3156	238
	BALANGIR	965	83	927	195	858	134	852	113	988	135
	BALASORE	5120	299	5869	265	5605	322	4433	439	4783	747
	BALESHWAR	0	0	0	0	0	0	0	0	0	0
	BARGARH	725	85	737	93	790	81	721	59	710	96
	BHADRAK	2595	89	2855	87	2240	87	2006	69	2529	200
	BOUDH	144	36	239	62	157	85	186	116	224	118
	CUTTACK	3875	454	3452	457	3612	508	3829	725	4007	748
	DEOGARH	92	1	177	3	212	31	229	36	238	38
	DHENKANAL	1235	61	1191	68	1034	71	1078	67	2002	240
	GAJAPATI	303	37	351	31	379	26	386	40	421	54
	GANJAM	4643	261	4971	468	4948	430	5217	750	5159	796
	JAGATSINGHAPUR	1346	126	1443	154	1439	139	1434	182	1767	488
	JAJAPUR	1665	89	1897	68	1669	53	1424	57	1849	167
	JHARSUGUDA	619	26	652	44	762	41	705	45	778	77
	KALAHANDI	552	78	565	110	384	74	423	71	472	124
	KANDHAMAL	322	88	232	120	249	63	308	100	328	58
	KENDRAPARA	1176	16	1175	31	1027	24	1254	29	1340	131
	KENDUJAR	1653	146	1517	257	1344	165	1712	202	1755	254
	KHORDHA	3051	253	3319	348	3132	364	3459	536	3498	502
	KORAPUT	947	95	1331	169	1105	149	1197	173	1502	246
	MALKANGIRI	218	89	239	71	203	49	258	55	240	51
	MAYURBHANJ	3484	488	3770	502	3342	506	2901	663	3570	926

 NABARANGPUR	246	119	234	104	230	120	317	149	371	123
 NAYAGARH	499	13	559	18	601	18	622	53	708	80
 NUAPADA	323	69	333	61	340	64	372	41	375	76
 PURI	943	33	1058	33	945	44	925	31	948	62
 KAYAGADA	456	34	440	83	382	51	449	52	489	45
 BAMBALPUR	1004	141	981	112	1051	80	955	101	972	148
SONEPUR	0	0	0	0	0	0	0	0	0	0
SUBARNAPUR	274	51	252	68	264	24	323	53	368	56
SUNDARGARH	3269	572	3210	580	3860	603	3087	632	4098	732
<b>Grand Total</b>	<b>44358</b>	<b>4148</b>	<b>46502</b>	<b>4835</b>	<b>44543</b>	<b>4500</b>	<b>43904</b>	<b>5790</b>	<b>49645</b>	<b>7756</b>

This information was given by the Minister of State for Skill Development and Entrepreneurship, Shri Rajeev Chandrasekhar in a written reply in the Lok Sabha today.

\*\*\*\*\*

**MJPS**

(Release ID: 1882729) Visitor Counter : 652

Read this release in: Urdu

